


Self-Priming Solids Handling Pedestal Pumps



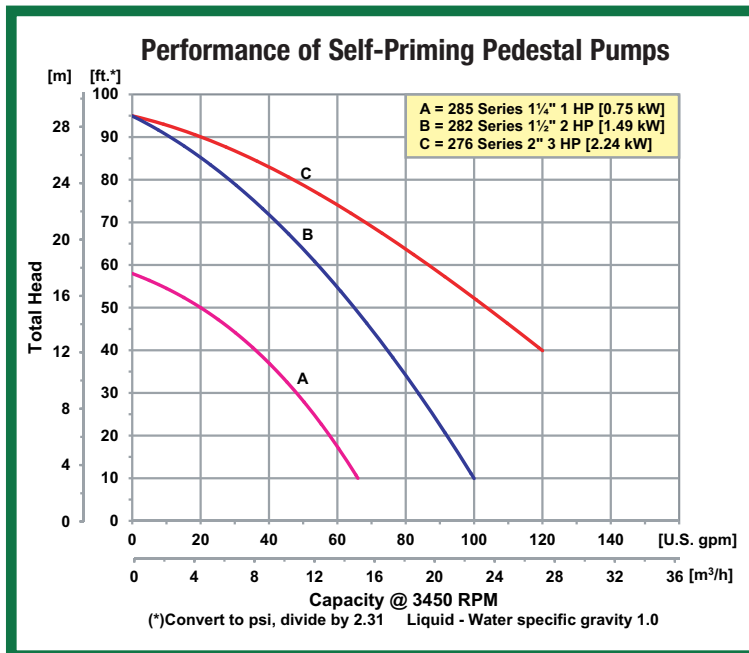
Model 2760-99



Model 2850-99

- **Cast Iron & Stainless Steel Construction**
- **Buna-N Mechanical Seals on Cast Iron Models**
- **Viton® Mechanical Seals on Stainless Steel Models**
- **Optional Silicon Carbide Mechanical Seals Available**
- **1-1/4", 1-1/2" or 2" NPT Suction and Discharge Port Sizes**
- **Dual Volute Design Reduces Radial Load on Motors**
- **Maximum Temperature**
 - ♦ **Buna-N 180° F** ♦ **Viton® 200° F**
- **Self-Cleaning, Semi-Open Impeller**
- **Solids Handling and Dirty Water Design**
- **Heavy Duty Cast Iron Pedestal Drive with Sealed Ball Bearings**

AMT Self-Priming Solids Handling Centrifugal Pedestal pumps are designed for a wide range of liquid transfer, dirty water, and chemical processing industrial, agricultural and commercial applications. Dual volute design reduces radial load on bearings and motor. Heavy duty cast iron construction with Buna-N seals or stainless steel with Viton® seals. Pumps are fitted with a self-cleaning, semi-open impeller and are coupled to a heavy duty cast iron bearing housing with a CNC machined keyed shaft extension and sealed ball bearings. Pumps are designed to handle liquids with solids content or dissolved solids and debris. The pump has been designed for either direct connection or belt drive. The maximum recommended RPM is 4,000.



400 Spring Street • Royersford, PA 19468 USA

www.amtpump.com • 888-amt-pump (268-7867)

For use with nonflammable liquids compatible with pump component materials. Viton® and Teflon® are registered trademarks of E. I. DuPont.

Pump Dimensional & Specification Data

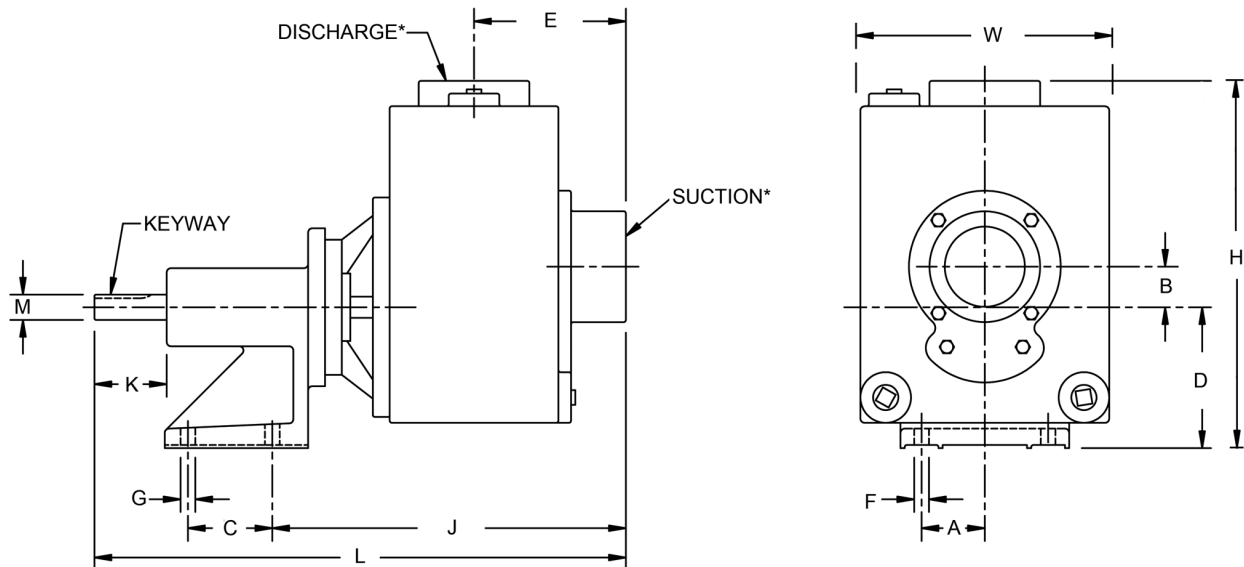
Model	A	B	C	D	E	F	G	J	K	M (Dia.)	L	W	H
2850-99	1.7 [4.3]	2.4 [6.1]	N/A	3.2 [8.1]	2.8 [7.1]	0.7 [1.7]	0.5 [1.2]	8.4 [21.3]	1.3 [3.3]	5/8	11.8 [29.9]	5.8 [14.7]	6.8 [17.2]
282P-95	1.8 [4.5]	0.4 [1.0]	3.0 [7.6]	4.2 [10.6]	3.5 [8.8]	0.4 [1.0]	0.4 [1.0]	9.1 [23.1]	2.1 [5.3]	3/4	13.4 [34.0]	7.5 [19.0]	9.3 [23.6]
2820-98	1.8 [4.5]	0.4 [1.0]	3.0 [7.6]	4.2 [10.6]	3.5 [8.8]	0.4 [1.0]	0.4 [1.0]	9.1 [23.1]	2.1 [5.3]	3/4	13.4 [34.0]	7.5 [19.0]	9.3 [23.6]
2760-99	1.8 [4.5]	1.2 [3.0]	2.5 [6.3]	4.1 [10.4]	4.5 [11.4]	0.4 [1.0]	0.4 [1.0]	10.4 [26.4]	1.1 [2.7]	3/4	15.7 [39.8]	7.5 [19.0]	10.8 [27.4]
2761-99	1.8 [4.5]	1.2 [3.0]	3.0 [7.6]	4.2 [10.6]	4.5 [11.4]	0.4 [1.0]	0.4 [1.0]	10.4 [26.4]	2.1 [5.3]	3/4	15.7 [39.8]	7.5 [19.0]	10.9 [27.6]

NOTE: Dimensions are in inches (centimeters) and have a tolerance of $\pm 1/8"$.

Maximum Solids Handling Capacity: 3/8" Diameter

Model	Curve	SUC*	DIS*	Keyway	Minimum BHP Required @ 3450 RPM	Construction Material	Ship Wt. (Lbs.)
2850-99	A	1 1/4"	1 1/4"	3/16" x 1"	1	Cast Iron	23
282P-95	B	1 1/2"	1 1/2"	3/16" x 1-7/8"	2	Cast Iron	38
2820-98	B	1 1/2"	1 1/2"	3/16" x 1-7/8"	2	Stainless Steel	32
2760-99	C	2"	2"	3/16" x 1-7/8"	3	Cast Iron	48
2761-99	C	2"	2"	3/16" x 1-7/8"	3	Stainless Steel	48

(*) Standard NPT (Female) pipe thread.



Standard Features

- Cast Iron & Stainless Steel Construction
- Mechanical Seal:
 - Cast Iron Buna-N
 - Stainless Steel Viton®
- Maximum Temperature:
 - Buna-N 180° F
 - Viton® 200° F
- 1-1/4", 1-1/2" or 2" NPT Suction and Discharge Port Sizes
- Maximum Working Pressure 75 PSI
- Solids Handling to 3/8" Diameter
- Built-In Check Valve on 1-1/2" & 2" Models
- Self-priming up to 20 Ft. @ 3450 RPM
- Dual Volute Design Reduces Radial Load on Motor
- QSP – Quick Ship Pump for Many Models